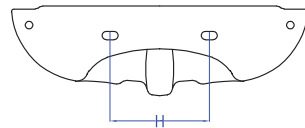
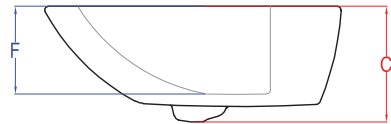
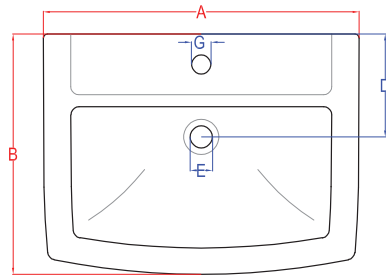


**Serene**

**WM-23-X**

Wall Hung Basin



| A   | B   | C   | D   | E  | F   | G  | H   |
|-----|-----|-----|-----|----|-----|----|-----|
| 615 | 475 | 200 | 190 | 45 | 140 | 35 | 200 |